

Product Highlights

More Power with PoE+


Bring the benefits of more powerful IEEE 802.3at PoE+ to non-PoE devices with this compact and cost-effective PoE solution

Flexible Deployment

Install non-PoE devices in locations where there are no outlets without using extension cords or installing electrical infrastructure

Easy to Setup

Install devices easily by simply setting the correct output voltage (5 V, 9 V, or 12 V) and plugging in Ethernet cables; no additional software is required



DPE-301GS

Gigabit PoE+ Splitter

Features

Simplicity

- Plug-and-Play, so no software required
- Reduces installation and network equipment costs by removing the need for electrical wiring
- Provides power over existing network cabling when paired with a Power Source Equipment (such as the DPE-301GI) to a non-PoE device

Flexible Power Options

- Separates a PoE Ethernet cable into DC power and a standard Ethernet cable
- Supports 5 V, 9 V, and 12 V output voltages
- Transforms incoming AC power to low-voltage DC power

Gigabit Connectivity

- Receives power up to 100 metres away¹
- Connect your devices at Gigabit speeds
- Auto-negotiation on Ethernet port

Reliability

- IEEE 802.3at (PoE+) and IEEE 802.3af (PoE) compliant
- Compatible with all standard PoE devices and restricts power input to avoid damaging Power Sourcing Equipment (PSE)
- Overcurrent protection

The DPE-301GS Gigabit PoE+ Splitter provides Gigabit connectivity and high wattage electrical power to legacy devices that do not support PoE, by separating power and data from a PoE source. Compliant with the 802.3at and 802.3af PoE standards, it can effectively turn any device into a PoE device, giving you the ability to mount your non-PoE device virtually anywhere in a building since it doesn't require a power outlet.

Power a Wider Range of Devices

Remotely connect and power a wide variety of power demanding devices with the DPE-301GS. The DPE-301GS outputs up to 5 V DC, 9 V DC, or 12 V DC, making it better able to cope with the demands of multi-feature surveillance cameras, 802.11ac wireless access point, network switches and security equipment.

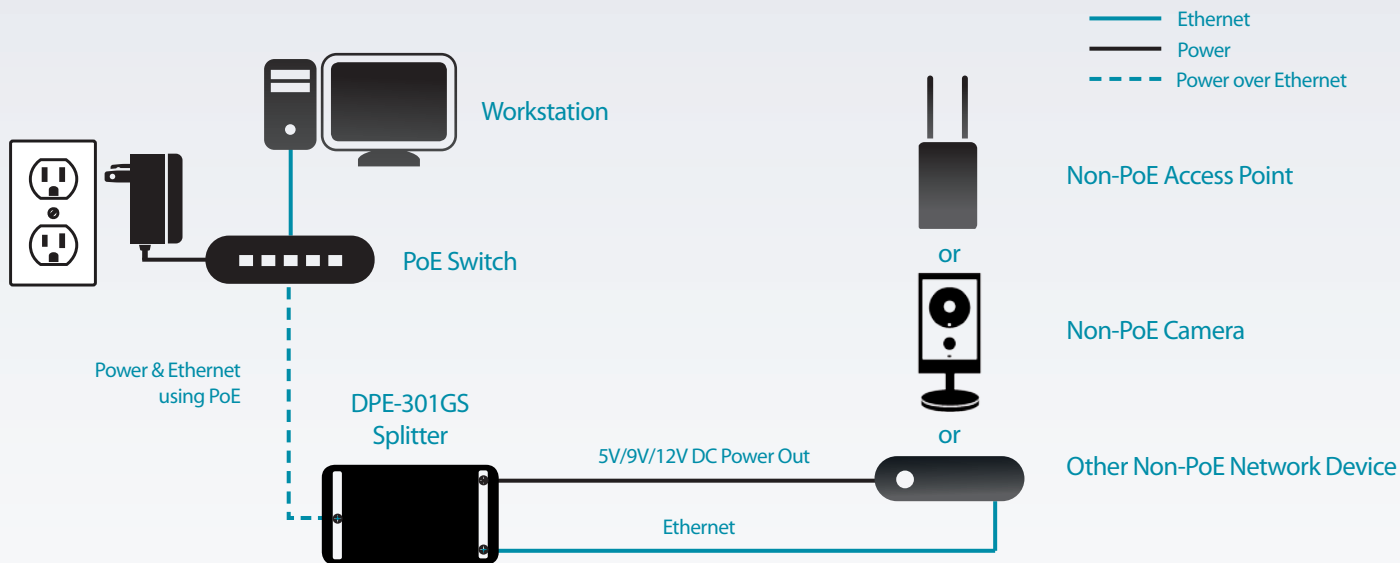
Greater Deployment Flexibility

Network administrators can use the DPE-301GS to deploy wireless access points and network cameras in hard-to-reach places such as entryways, rooftops, ceilings or any other location not in close proximity to a power outlet. This means that administrators can position network devices where they will be most effective, rather than having to settle for less desirable locations due to the limited availability of power. Avoiding the need to use unsightly extension cables, or the hassle and expense of installing new electrical wiring.

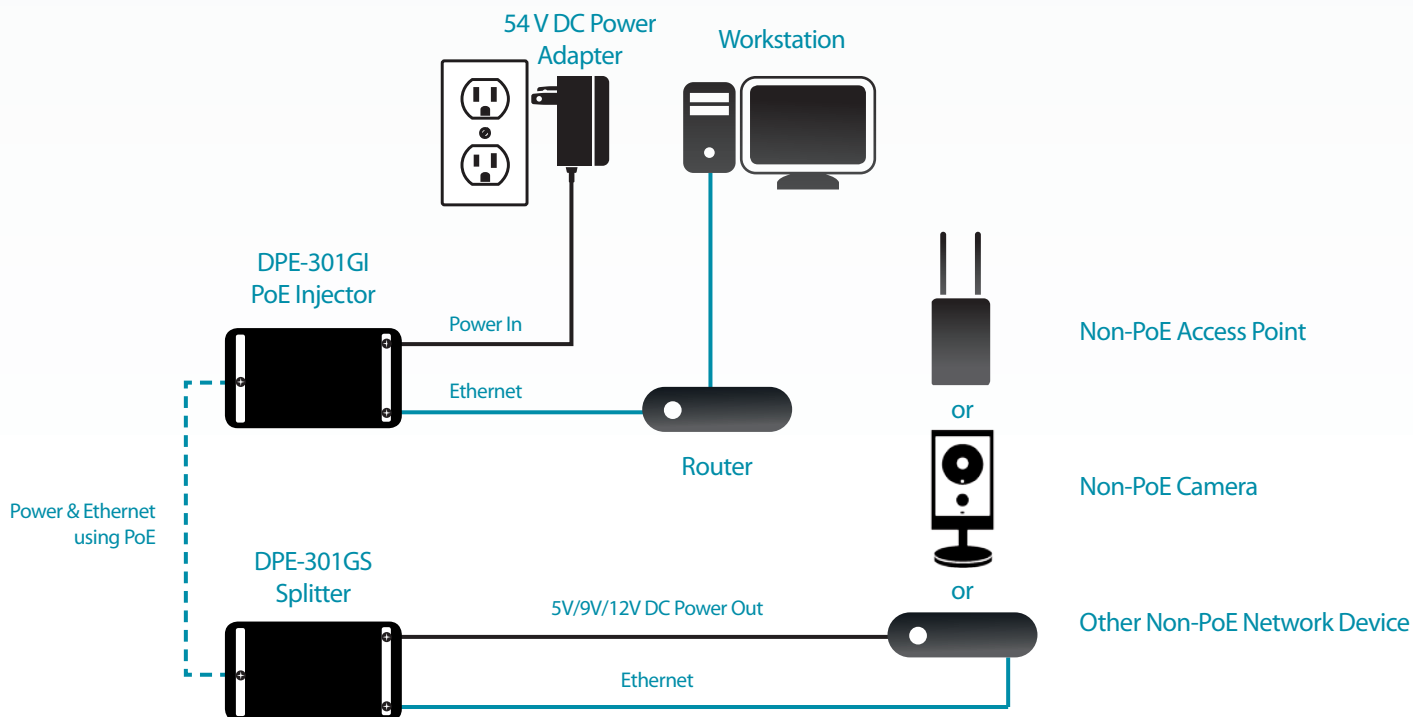
Reliable Connectivity

With built-in overcurrent protection and high efficiency DC-DC converter, the DPE-301GS offers output short-circuit protection to avoid damaging the connected device.

Setup Example - Powered by PoE Switch



Setup Example - Powered by PoE Injector²



Technical Specifications

Ports

PoE In	<ul style="list-style-type: none"> • Supports half/full-duplex operation • 10/100/1000BASE-T port • IEEE 802.3 compliant • IEEE 802.3u compliant 	<ul style="list-style-type: none"> • IEEE 802.3ab compliant • IEEE 802.3at compliant • IEEE 802.3af compliant
LAN Out	<ul style="list-style-type: none"> • Supports half/full-duplex operation • 10/100/1000BASE-T port • IEEE 802.3 compliant 	<ul style="list-style-type: none"> • IEEE 802.3u compliant • IEEE 802.3ab compliant
LED Indicator	<ul style="list-style-type: none"> • Green: Power On 	

Physical

Dimensions (L x W x H)	• 109.8 x 62.2 x 24.5 mm (4.32 x 2.45 x 0.96 inches)	
Weight	• 98 grams (3.46 ounces)	
Power Output	<ul style="list-style-type: none"> • 5 V DC up to 2.5 A • 9 V DC up to 2 A 	• 12 V DC up to 2 A
Included Power Adapter Cables	• 5.5 mm to 3.8 mm male to male	• 5.5 mm to 5.5 mm male to male
Temperature	• Operating: 0 to 60 °C (32 to 140 °F)	• Storage: -30 to 70 °C (-22 to 158 °F)
Humidity	• Operating: 5% to 95% non-condensing	• Storage: 5% to 95% non-condensing
Certifications	<ul style="list-style-type: none"> • CE • FCC • VCCI 	<ul style="list-style-type: none"> • RCM • RoHS

¹ Maximum distance as per 802.3u specifications

² DPE-301GI (PoE Injector) sold separately

Note: If the DPE-301GS is connected to outdoor devices, it is recommended to install a surge protector.



For more information: www.dlink.com

D-Link European Headquarters. D-Link (Europe) Ltd., D-Link House, Abbey Road, Park Royal, London, NW10 7BX.
Specifications are subject to change without notice. D-Link is a registered trademark of D-Link Corporation and its overseas subsidiaries.
All other trademarks belong to their respective owners. ©2016 D-Link Corporation. All rights reserved. E&OE.

Updated May 2016

D-Link®
Building Networks for People